



HERO 7
SILVER



HERO 7
WHITE

GoPro Hero 7

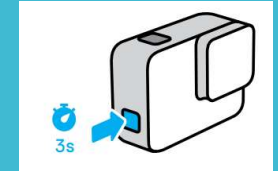
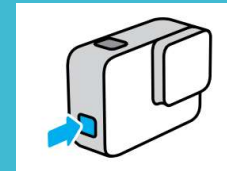
White & Silver

QUICK GUIDE 2022

Before you start:

- Your Hire GoPro Hero 7 has been Setup, fully charged and a 32GB card installed.
- There is approx. 1 hour filming time.
- There is a Charging Station on the Vessel.
- Download the GoPro QUIK app if you wish to download your data at the end of the tour.
- Avoid using the QUIK App to control the camera as this will reduce your battery life.

Powering On and OFF



Touch Screen Directions



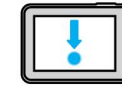
1. Camera Mode
2. Recording Time/Photos Remaining
3. Battery Status
4. Capture Options



Tap
Selects an item, turns a setting on or off.



Swipe Left or Right
Switches between Video, Photo, and Time Lapse modes.



Swipe Down From the Edge of the Screen
Open the Dashboard when your camera is in a landscape orientation.



Swipe Up From the Edge of the Screen
See your videos and photos in the Media Gallery.

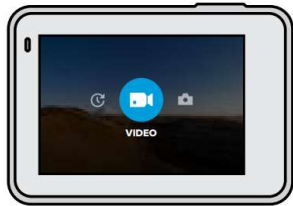


Press and Hold
Turn on and adjust Exposure Control.


VIDEO or PHOTO TIMELAPSE?



Your GoPro has three main capture modes: Video, Photo, and Time Lapse Video.




Change modes by swiping left or right to the one you want.

PRO TIP: Though your GoPro is waterproof, the touch screen won't work under water. With the camera on, you can press the Mode button  to switch modes.

PRO TIP: You can zoom in to help eliminate the fisheye look around the edge of your video.


Heads Up: The screen will sleep after 1 minute of recording to save power. Tap the screen to turn it back on. It will wake for 10 seconds before going back to sleep.

1. Swipe left or right to .

RECORDING VIDEO



2. Press the Shutter button  to start recording.
3. Press the Shutter button  again to stop recording.

1. Swipe right to .

TAKE A PHOTO



2. Press the Shutter button  to take a photo.

Getting your footage



Download the **FREE GoPro QUIK App** on your apple or android phone. You can then sync your phone to GoPro, to view, edit or share footage straight away! **OR**



Request it via Dropbox or GoogleDrive our team will upload your footage to your preferred data storage site so you can download from the cloud. **OR**



Go Plastic: our team will make a copy for you on a **MICRO SD CARD** with adaptor, once you are back at port. This takes approx. 25 min once back at port.